

**DEVONPORT  
FLY FISHING CLUB INC.**

**NEWSLETTER**



**VOLUME 18 No 8**

**August 2011**

OUR AIM  
“TO PROMOTE ALL FACETS OF FLY FISHING  
AND GOOD FELLOWSHIP”

**Club Postal Address Club Inc.**

Devonport Fly Fishing Club Inc.  
PO Box 956  
Devonport Tas 7310

[www.devonportflyfishingclub.net.au](http://www.devonportflyfishingclub.net.au)

Please send articles to either of the  
following:

**Newsletter Editor**

**Stuart MacAulay**  
45 Stephen Street  
FORTH TAS 7310

Email: [smac1954@bigpond.net.au](mailto:smac1954@bigpond.net.au)

**BRONTE CAMP STARTS Sunday 8th January 2012**

***Office Bearers 2011 – 2012***

<i>Patron</i>	<i>Ashley Artis</i>		
<i>President</i>	<i>Tony Scott</i>		<i>6491 1874</i>
<i>Senior Vice President</i>	<i>Reid McLachlan</i>		<i>6496 1768</i>
<i>Junior Vice President</i>	<i>Brendon Keep</i>		<i>0417 392 446</i>
<i>Secretary</i>	<i>Norm Day</i>		<i>6425 3150</i>
<i>Treasurer</i>	<i>David Best</i>		<i>6424 6628</i>
<i>Security Officer</i>	<i>David Best</i>		<i>6424 6628</i>
<i>Librarian</i>	<i>Malcolm Murray</i>	<i>0408 130 092</i>	<i>64284071</i>
<i>Newsletter Editor</i>	<i>Stuart MacAulay</i>	<i>0419 813654</i>	<i>64282754</i>
<i>Booking Officer</i>	<i>Barry Jacobson</i>		<i>0409 947 185</i>
<i>Bronte Camp Contact</i>	<i>Peter Burr</i>		<i>6424 8287</i>
<i>Life Members</i>	<i>Mr George Surman</i>		
	<i>Mr Peter Burr</i>		
	<i>Mr David Best</i>		

**OUR NEXT MEETING DATE IS: September 29, 2011**

At the Devonport Library Meeting Room 7:30pm (Side Entrance)

# CALENDAR OF EVENTS

2011/2012

August 31st The Rise Film Festival in Hobart – 7:00 pm  
September 3rd Casting Championships at Peter Hayes's 9:30 am  
September 11th Fishing trip – Meander River 2.00 pm  
September 17th Fishing Trip -Huntsman at 2:00 PM  
September (Wed.) 21st - Fishing trip Four Springs at 2:00PM  
September 24th Trout Expo at Cressy  
January 8th Bronte Fly fishing camp  
January 31st Fishing week at Lake Burbury  
February 14th Commonwealth Fly Fishing Championships  
May 19-20th IFS Liawenee weekend/Devon Lodge Cleaning  
(Dates to be confirmed)

## **Note from the Editor**

Being totally new to doing anything like this previously and only having limited knowledge in the use of MS Publisher, you could say I have embarked on a very sharp learning curve.

Any ideas anyone has are most welcome to ensure that this newsletter continues to be both informative and successful.

I urge you to provide me with a steady flow of articles and photographs. **Note:** please ensure when sending photographs that they are in an email friendly format otherwise my computer may not download them.

# DEVONPORT FLY FISHING CLUB INC.

## General Meeting held on 25<sup>th</sup> August 2011

The meeting was opened by Vice President Reid McLachlan who welcomed members and guests.

**MEETING OPEN:** 7.35 pm.

**APOLOGIES:** A McPherson, I Pickford, T Scott, S Laskey, M Hulsman, G Surman.

Moved R Whybrow, and seconded by P Granger that the apologies be accepted.  
**Carried**

**PREVIOUS MINUTES:** Moved M French, seconded C Morley that the minutes of the previous meeting as circulated was a true and accurate record. **Carried.**

**BUSINESS ARISING:** Held over to later in the meeting

**TREASURERS REPORT:** Moved D Best, seconded J Burr that the treasurer's report be accepted and accounts passed for payment. **Carried.**

### **CORRESPONDENCE INWARDS:**

Reid McLachlan - postponement of fishing day  
AAT - reinstatement of Arthurs Lake camera  
John Scatchard ( NWFFA) - Burnie screening of Rise festival  
Stuart MacAulay - volunteering to be newsletter editor  
Damian Hingston - membership enquiry  
Malcolm Crosse - acceptance of invitation to speak at September's meeting  
Dennis B - sale of fly tying equipment  
John Mahoney - forms for Bronte camp  
AAT - NWFA rejoining the AAT  
AAT - copy of minutes of Ringarooma water management plan  
AAT - Arthurs Lake camera in operation  
AAT - Lake Paloona boat ramp  
Pro-Angler - member offer

## **CORRESPONDENCE OUTWARDS:**

Stuart MacAulay - thanking him for volunteering to do newsletter  
John Mahoney - attaching forms for Bronte camp  
Malcolm Crosse - checking on guest speaker for September  
Dennis B - asking for price of fly tying equipment  
Craig Kuns & others - Burnie screening of Rise festival

Moved S MacAulay, seconded M Murray that the inwards correspondence be accepted and the outwards confirmed. **Carried**

## **BUSINESS ARISING FROM CORRESPONDENCE:**

Resolved that Stuart MacAulay be appointed Newsletter editor.

The boat ramp proposal for Paloona dam was discussed. It was resolved that we advise AAT that we prefer that no boat ramp be built and that it be promoted as a canoe fishing venue.

Resolved that we do not take up the Pro-Angler offer.

## **REPORTS:**

### **SHACK**

Repair work to damage caused by the cold has been carried out.

### **CAMP COMMITTEE:**

Have decided not to attend Cressy trout expo weekend.

Preparations are well under way with more applications so far than normal for this time of year (5 from Queensland and 1 from Alice Springs).

### **FISHING:**

Opening day: only 6 caught at club dam at Peter's and in poor condition; 3 caught at Wisedale over 2 lb.

Roy reported on French style nymph fishing he has been doing.

Norm reported on success along edge of Arthurs Lake.

### **FISHING TRIPS:**

Reid's dam this Sunday 28<sup>th</sup> August at 10 am.

Meander River on Sunday 11<sup>th</sup> September. Meet at Meander shop at 2 pm with Peter Chilcott. If you are late you will miss out.

Huntsman on Saturday 17<sup>th</sup> September at 2 pm.

Four Springs on Wednesday 21<sup>st</sup> September at 2 pm.

## FLY TYING:

Last night for the year this month. Tying wings to a red tag.

## **GENERAL BUSINESS:**

Discussed ideas for a Grant application from Government. Ideas were:

- Video / DVD projector
- Generator for the Camp
- Shack additions

Moved N Day, seconded by M Murray that the Club pay the entry fees of our team members at the Tasmanian Fly Casting Championships.

### **Carried**

Those attending the Tasmanian Fly Casting Championships to meet at Devonport High School car park in William Street at 8 am on Saturday

3 rd September.

**Percy Granger** was presented with the Frank Spencer trophy

**MEETING CLOSED:** 8.50 pm

## **GUEST SPEAKER:**

**Trevor Berne** spoke on the obligations of controllers at the Commonwealth Fly Fishing Championships.

## **2012 BRONTE CAMP**

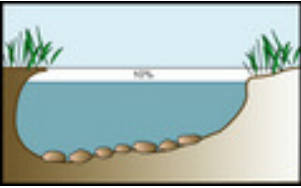
Planning is under way with the camp committee having met and set in place plans for the 2012 Bronte Fly Fishing School. The camp will start on Sunday Jan 8 and finish on Friday the 13<sup>th</sup>. At this point in time we are starting to take enrolments so it looks like being another successful year.

If members could look out for raffle prizes for the camp it would be appreciated. As in other years the prizes do not have to be huge ticket items but just anything that you would like as well. So ask around and please remember who you got them from so acknowledgement can be given.

## LOCATING WHERE FISH ARE FEEDING ON A TYPICAL TROUT STREAM

One thing beginning fly fishermen struggle with their first time on a trout stream is locating where fish are feeding. It's not the pattern, cast, or the retrieve that gets them in trouble; it's the presentation and figuring out how to get that fly in the strike zone. Here's a look at the four basic feeding zones on a typical trout stream and what percentage of the time you can generally find fish there. You might be surprised to find trout feed under the surface 90 percent of the time.

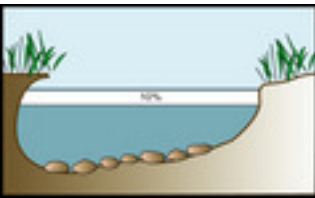
### **On the Surface**



*Illustration by Brian Milne*

Trout rarely feed on the surface, hitting insects in the surface film no more than 10 percent of the time. It will be evident fish are feeding on the surface when you see boils at the surface, hear fish slurping bugs off the top or even jump out of the water to haul in adult aquatic insects as they emerge. This is a common sight in the evenings when mosquitoes are prevalent at the water's edge. Turn to an Elk Hair Caddis or similar dry fly when trout begin to dance on the surface.

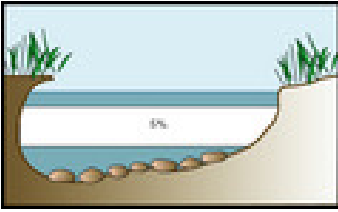
### **Just Below the Surface**



*Illustration by Brian Milne*

Same goes for the immediate subsurface bite, or the first two or three inches below the surface. Trout consume about 10 percent of their diet here as well, snacking on adult insects as they make their way to the surface. Dry flies will still work at this stage, although switching to a light nymph like a pheasant tail is probably a better idea.


## Middle of the Road



*Illustration by Brian Milne*

While a stream's midsection might contain a majority of the water, it only holds about 5 percent of the trout's diet. Insects rarely hold in the middle layer because the currents are usually stronger here and there is also little shelter in this intermediate zone. Again, most nymphs end up here in the

## On or Near the Bottom



*Illustration by Brian Milne*

Trout spend a majority of their time feeding on bottom-dwelling insects and sculpin, consuming 75 percent of their diet at or near the bottom. If you don't see fish boiling or occasionally breaking the surface, it's a good bet they're holding down below. Fishing bead headed nymphs, heavy streamers or adding a split shot will help get your fly down where the bottom feeders lurk.

Time to get those nymph patterns out and start fishing them

## Snapshots of recent Overseas Trip with Greg and Rosemary Lowe

Rosemary recently insisted on being taken for a holiday. I was sorta reluctant at first, but eventually agreed on the condition that some fishing gear went along too.

Ya don't necessarily hafta go outside home turf to toss in a line, but if borders have to be crossed, then why not add an expendable telescopic rod to the luggage.



A peaceful morning dunk at Moraine Lake in the panoramic Rockies



Teasing the tiddlers at lovely Lake Louise



The easiest way to get to the fishin' grounds near Ketchikan

Whoa there big fella! Methinks it's time to upgrade the six-weight and strengthen the tippet a tad. Hmmm! On second thoughts, might need a bit more backing as well.



In salmon country - am ultra envious at the reason for this local bloke's huge grin



Post midnight next to a glacial stream in Denali Park, Alaska. The digital clock shows the time as 12:25am. NB. The whistle around the neck is purely for safety reasons - to hopefully scare off any inquisitive bears. The vino is a precautionary measure to help keep the throat moistened just in case the whistle has to be used.



Rosemary tossing in a line off the marina at Bremerton, on an isle near Seattle

# All About Fly Lines

## How they work

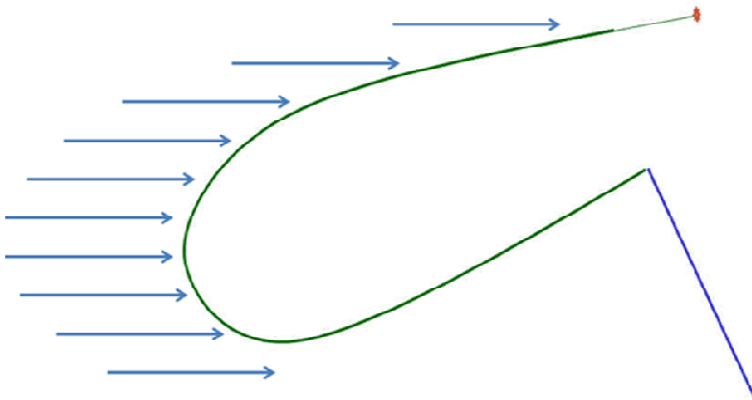
First let's take a look at how lines work during a cast. This will help to understand why lines are designed as they are.

As the rod moves during a casting stroke it pulls the line in, hopefully, a straight line path. When the loop is formed the leading edge momentum pulls on the upper and lower legs of the loop. As the line unrolls the energy is dissipated by air resistance to the diameter of the line at the leading edge of the loop. This dissipated energy is passed off into the air in the form of a small amount of heat energy. When the line rounds the corner of the leading edge it becomes more or less static assuming the line is not shot.

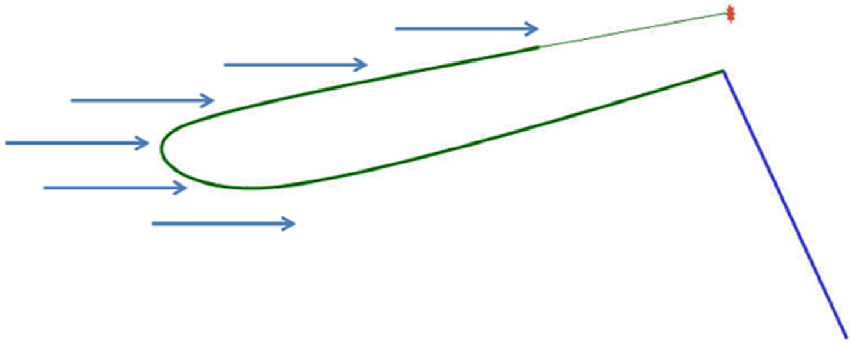
**$E=V^2*1/2M$  – Energy is equal to Velocity of the line squared, times half the Mass of the line.**

Given a floating line, the smaller the diameter (mass) in the line, the greater effect air resistance has upon its leading edge. This creates less capacity for carrying the energy and therefore energy gets dissipated.


The greater the loop surface the line presents to the air (large loops) the greater the dissipation of energy. When less line surface is presented (small or tight loops), less dissipation takes place. This allows the line to travel farther for a given amount of applied energy.



This above illustration shows an open loop. Because of the amount of surface the leading edge (loop) presents to the air as it travels forward, the line will slow quickly and may not turn over or lay the fly out straight. This is an inefficient loop when attempting to maintain distance or accuracy.



This illustration shows a tight loop. Notice that the leading edge presents much less surface to the air. This efficient loop shape will be more accurate and will travel farther than the one above, especially into a wind.



This last illustration shows the effects of poor line or leader design. If the energy is not efficiently dissipated there will be too much energy remaining in the line as it turns over. The line will continue to travel in the same direction that it was sent as it turned over, so it continues in a downward direction. The line then drags the leader along with it. On a long cast, the last few feet of the line and the entire leader will end up in a heap as much as 10-15 feet short of its intended target.

*This article is written by Guy Manning a member of the Board of Directors of the Federation of Fly Fishers, he to is a Master Caster.*

## **SOUTH SHAKY ISLES 2011 – Part 1**

This year Athol, Jim & Norm travelled to N Z's South Island for a change. We decide to go in mid February as all our reading indicated that was the best time for fish rising to Mayflies or Cicadas.

We started with 4 nights near Murchison which is about 100 kilometres south of Nelson. On arrival we were informed by the locals that they had experienced similar floods to Australia and that the fishing was yet to recover. Our accommodation was a 3 bedroom house on the banks of the Mangles River, which we fished the first evening without any action.

The next 3 days we fished good looking water on the following rivers ; Buller (which is affected by Didymo, but it was not too bad as it had been flushed by the floods), Maruia, Blue Gray, Brown Gray (together they form the Gray River - their first names are obvious from the colour of their respective water) and Gray. These were the upper reaches of these rivers and therefore were not too big by NZ standards. Only a couple of small fish were caught, and not a single rise, and virtually no fish spotted. After the lack of action for the first few days, in desperation we tried to hire a guide but they were all booked up. We comforted ourselves that things would be better down south where we were next headed.

When you travel almost the length of the south island you appreciate that NZ is bigger than you think, it taking us a day and a half to reach our next abode at Waikaia, which is just north of Gore (which proclaims itself to be the brown trout capital of the world). We stayed in a new 2 bedroom farm cottage near 2 small tributaries of the Waikaia River. We fished those tributaries that evening but although we had one on for a while and saw a couple, no luck. We then found out that the south had also experienced floods, the latest only a week before we arrived. It was evident from the edges of these small streams as the vegetation was flattened along the edges for about 2 metres up the banks.

The next day we fished the upper reaches of the Waikaia River. We met a local fisherman who lived on its banks who told us all the fish had been flushed out and were hiding battered and bruised. He knew where numerous fish were normally located, but he could hardly find any. Our experience confirmed his assessment, however we did sight a few fish including some big ones. I saw what I thought was a good fish in a lay in the middle of the river. I had to retreat back down river so I could descend the 10 foot high bank and wade through a deep channel onto a shingle bank in the middle of the river. This enabled me to approach the fish by carefully wading upstream until I was in a position to cast my pheasant tail nymph with indicator. Luckily my first cast was just right and my indicator disappeared much to my delight after a week in NZ with virtually no action. I successfully landed a 6 pound brownie, the first time in four trips to NZ that I had managed to land a big fish in their fast flowing rivers (all other big fish hooked managed to get off).

We next fished the Maitara River, renowned for its mayfly rises. We started in the middle reaches where the rises occur and did not see a fish rise, nor any fish. In desperation we headed up to its upper reaches. Roads parallel a lot of the river with many designated Angler Accesses. However, even though it was a week day there were one or two cars at every access point. We eventually found a vacant access and the water looked very promising. We spotted a few fish but we could not get them to take.

Due to our lack of success in the rivers, next day we tried the Mavora Lakes which are situated to the south of Queenstown. Here we did have success, but the fish were small apart from a rainbow of 2 pounds that Athol extracted.

**This article submitted by Norm Day is to be concluded in the September Newsletter**

## DEVON LODGE RULES

1. **Bookings for the Lodge must be made with the Club Booking Officer, Barry Jacobson (7:00AM to 9:00PM 7 days per week); preferred contact number is 0409 947 185 (leave a message for a call back if not answered).** Alternative contact number is 03 6272 2597 or email jacobson\_bg@yahoo.com.au
2. **Keys may be collected from Mountain Designs, 2 Rooke Street, Devonport Ph. 64248699; Spot On Fishing Connection in Hobart 62344880; Ultimate Fishing and Outdoors in Ulverstone 64251968; Doo-Gun Tackle in Longford 6391 1401 Central Highlands Lodge, Miena 6259 81796. A current membership card is required when collecting all keys.**
3. Keys must be returned to original place of collection within one business day after your return . **The key from Central Highlands Lodge is for EMERGENCY USE ONLY and must be returned at all times when not in residence at the Devon Lodge.**
4. Financial club members only are able to book the Devon Lodge and shall be in residence and be responsible for that period.
5. Members are welcome to bring one guest. Special dispensation can be granted for more than one guest, at the Secretary's discretion .
6. The maximum booking shall be of six days duration.
7. The Lodge fees are \$7.50 per night for club members, non-members fees are \$15.00 per night. Invoices will be issued by email (if available) or post based on the number of nights booked. Consequently the booking officer **MUST** be advised **IN ADVANCE** of any cancellation or booking change otherwise the fee will apply
8. Fees (as per the invoice) are to be sent to the Treasurer, Devonport Fly Fishing Club, PO Box 956, Devonport 7310
9. There is no current limit on numbers in the lodge.
10. On arrival for an overnight stay or longer the log book must be filled in. The diary is for general information, fishing etc.
11. The lodge is **non-smoking** for the enjoyment of all users.
12. A replacement cost of \$20.00 will be charged for any lost keys.
13. Camping is permitted around the lodge. Fees still apply.
14. Electric bar heaters are not be used in the lodge. Only approved heaters may be used, i.e. the Wood heater.
15. Any comments, suggestions or maintenance requirements are to be forwarded to the Secretary at the above address..



DEVONPORT FLY FISHING CLUB Inc  
PO Box 956  
Devonport TAS 7310

## Annual Membership Subscription 2011/2012

Please find enclosed my payment for my Annual Membership Subscription for the amount circled below. Please ensure you include your current mailing address so that your membership card and receipt can be sent out. We are also taking this opportunity to ensure that we have a current email address for members.

<b>Single</b>	<b>\$15.00</b>
<b>Family</b>	<b>\$20.00</b>

Printed Name: \_\_\_\_\_

Address: \_\_\_\_\_  
\_\_\_\_\_

Email Address \_\_\_\_\_

If paying by electronic funds transfer, please ensure that you use your SURNAME in the reference and include the word "Membership" (or an abbreviation) in the reference field. You should also send an email to David Best with your name and current address details to enable your membership card and receipt can be mailed out.

### Bank Details:

**Bank:** MyState

**BSB:** 807-009

**Account No:** 51164930

**Account Name:** Devonport Fly Fishing Club Inc

Email Treasurer: David Best <davidjb@westnet.com.au>